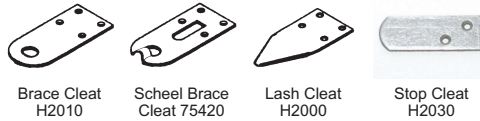


## FLAT HARDWARE:

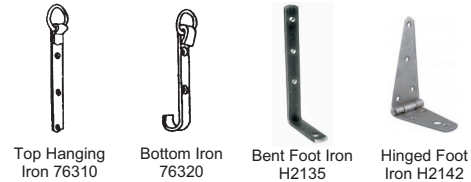
Used to assemble, join, and support wood framed flats and scenery. Brace cleats attach stage braces to the flat. Lash line cleats are used with rope to "lash" (join) the flats together. Hanging irons are used to attach rigging lines to flats for flying (lifting). Foot irons are used with stage screws to hold scenery to the floor. Saddle irons (discontinued) are used to re-enforce the bottom of door openings in flats.



Brace Cleat H2010    Scheel Brace Cleat H25420    Lash Cleat H2000    Stop Cleat H2030



Round Lash Cleat H2100    Straight Foot Iron H2130



Top Hanging Iron H26310    Bottom Iron H26320    Bent Foot Iron H2135    Hinged Foot Iron H2142



D-Ring & Plate H26410    Ceiling Plate H26220



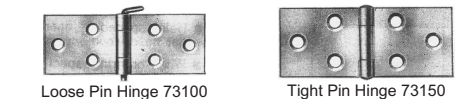
Square Hole Plate H2040    Threaded Hole Plate H2045    Torque Washer H2536



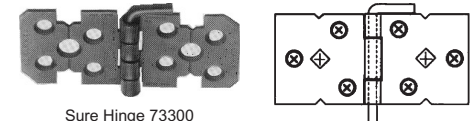
Picture Hanger Socket H2200    Picture Hanger Hook H2201    Flush Hanger H2520




H2001 Coffin Lock



Loose Pin Hinge H23100    Tight Pin Hinge H23150



Sure Hinge H23300    Triple E Hinge



#H2112    #74510 brake & #74515 spindle    #74550 Brake    #74555 & #74515

#75420	Scheel Brace cleat, 4" X 2", with bent lip and slot lets stage brace sit squarely. ....	\$ 4.50
#H2010	Brace cleat, 4 1/2" X 2", flat steel .....	\$ 2.75
#H2000	Lash line cleat, 4 1/2" X 2", flat steel. ....	\$ 3.65
#H2100	Round lash cleat, 4" long, flattened on one end, with screw holes..	\$ 4.95
#H2030	Stop cleat to hold 2 flats in line, 2 3/4" x 1" flat plate. ....	\$ 2.75
#76310	Top hanging iron, 1" x 7 1/2", welded eye & welded D-ring.....	\$ 8.75
#76320	Bottom hanging iron, 1" x 6", fits under bottom of 3/4" thick flat, un-welded eye and welded D-ring. ....	\$ 10.25
#H2130	Straight foot iron, 1" x 8" x 1/4" flat steel with hole for stage screw. ...	\$ 5.50
#H2135	Bent foot iron, 1" x 8"h x 3"d with hole for stage screw. ....	\$ 9.00
#H2142	Hinged foot iron, 8"h x 3" foot with hole for stage screw. ....	\$ 6.00
#76220	Large ceiling plate, 7" x 2-5/8", with welded eye and welded ring for suspending flats. ....	\$ 22.00
#76410	D-Ring with plate, size 4-3/4" x 1-1/8" with 1-1/2" welded D-ring. ....	\$ 4.75
#H2200-L	Picture hanger socket, use with H2201-L hook. ....	\$ 2.75
#H2201-L	Picture hanger hook.....	\$ 2.75
#H2520-L	Large flush hanger, 1 3/4" x 1 1/4", set of two identical pieces interlock. ...	\$ 2.75
#H2520-S	Small flush hanger, 1" x 1", set of two identical pieces interlock. ....	\$ 2.75
#H2001	Coffin Lock (Roto-lock) panel or platform fastener, size approx. 3" x 3 1/2" x 5/8". Set of male & female halves. Uses 5/16 hex key (not included) to lock and un-lock.....	\$ 7.25
#H2042	Square hole plate, 2" x 2" x 3-3/16", with hole for 3/8" carriage bolt \$	2.50
#H2045	Threaded hole plate, 3 1/2" x 2" x 1/4", with 3/8-16 threaded hole and 4 mounting holes .....	\$ 8.50
#H2536-3/8	Torque washer to prevent head of 3/8 carriage bolt from turning....	\$ .70

## SCENERY HINGES:

Back flap style hinges with fixed pins or with removable loose pins for easily disassembling sets. The Sure Hinge is an improved version with two identical halves which are scored for bending to fit 3/4" thick lumber, have extra holes for bolts, and black finish. Triple E hinges have extra long pins with a tapered bottom for easy insertion, black finish, are notched for bending, have square holes for carriage bolts, and include black mounting screws.[The metal clips to make the hinges fixed have been discontinued.] Hinges are priced as single hinges (two halves & pin). A pair of hinges is two complete hinges. Additional discounts are available for large quantities.

#73100	Loose pin hinge, 1 1/2" size, zinc plated. Carton size is 12 hinges. ....	\$ 2.30
#73150	Fixed pin hinge, 1 1/2" size, zinc plated. Carton size is 12 hinges. ....	\$ 2.30
#73200	Loose pin hinge, 2" size, zinc plated. Carton size is 12 hinges. ....	\$ 3.48
#73250	Fixed pin hinge, 2" size, zinc plated. Carton size is 12 hinges. ....	\$ 3.48
#73300	Sure Hinge, loose pin, 1 1/2" size. Carton size is 12 hinges. ....	\$ 3.07
#EEE	Triple E hinge, loose pin, 1 1/4" size. Carton size is 50 hinges. ....	\$ 3.00
#73500	Pin wire in 6"lengths for use in loose pin hinges. 1 lb. bundle. ....	\$ 6.00

## WAGON BRAKES:

Castered scenery and wagons need a method to hold them in position. These devices offer a solution that does not require drilling a hole in the stage floor. The #74510 and #74550 have a lever handle which pushes down a plunger to lift the scenery up off the casters. Extension spindles with rubber feet will extend the length of the plunger. At least two brakes should be used on each scenery unit. #H2112 is a passive brake that is foot activated with a spring return. Stepping on the top pushes down a plunger with rubber foot against the floor. Used as a wagon brake, to hold doors open, or, perhaps, to shoot marbles.

#74510	Wagon brake, 300 lbs. max. lift, 5 1/2" high x 3-1/16" deep. Includes #74515 extension spindle and rubber foot.....	\$ 24.75
#74550	Wagon brake, 800 lbs. max. lift, 6 3/4" high x 4-1/16" deep. ....	\$ 43.00
#74555	Optional extension spindle and rubber foot for 74550 brake, 3/8" x 3 1/2".....	\$ 4.75
#H2112	Door stop or wagon brake, 6" high by 1" deep. ....	\$ 38.00